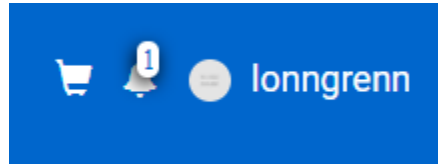


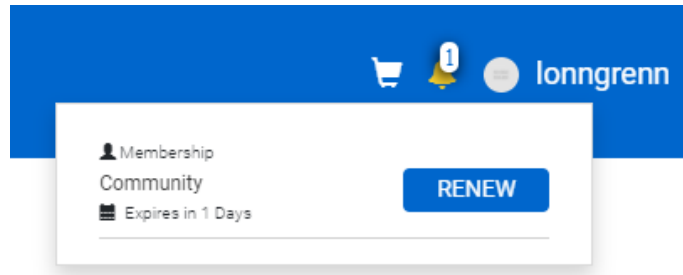
Renew a Membership Online:
Within 6 Days of Expiration

*If you are a community member that has not made a Member Portal account, please reference the [Creating an Account & Purchasing a Membership Online](#) instruction manual.

1. After you sign in with your UMKC SSO or Community Member login, identify the notification icon in the top right-hand corner of the screen.



- a. After you click the notification icon, a drop-down box will appear with blue "RENEW" button



2. After you click "Renew", you will then select the duration you would like to renew your membership for. As a reminder, our memberships range from 1-12 months and are bought in full. (3 months = one total payment of \$105 instead of 3 separate payments of \$35 each).

Membership Summary



Community

Member Name:




Select Duration:

| | | |
|---|----------|----------|
| 1 | 1 MONTH | \$35.00 |
| 1 | 2 MONTHS | \$70.00 |
| 1 | 3 MONTHS | \$105.00 |
| 1 | 4 MONTHS | \$140.00 |
| 1 | 5 MONTHS | \$175.00 |
| 1 | 6 MONTHS | \$210.00 |
| 1 | 7 MONTHS | \$245.00 |

- a. After you select the desired membership term, confirm that the "Effective Date" starts the day after your current membership expires

- i. Once you confirm that, you will scroll to the bottom of the page and click the blue “ADD TO CART” button on the bottom right-hand side of the page.

| | |
|-----------------|--|
| Effective Date: |  09/11/2021 |
| Until Date: | Sun, Oct 10 2021 |
| Price: | \$35.00 |

CANCELADD TO CART

3. You will now proceed to sign the waiver again and checkout using your credit card information.

If you have any issues or questions regarding the rest of the renewal process, how to complete those steps can be found in the [Creating an Account & Purchasing a Membership Online](#) manual.